

Rabbit F(ab')₂ anti-Bovine IgG (F(ab')₂)-unconj., MinX none

General Information

Catalog Number: SEC-182646	Physical State: Lyophilized
Quantity: 20 mg	Reconstitution Volume: 2.0 mL
	Reconstitution Buffer: Restore with deionized water (or equivalent)
	Shipping Conditions: at room temperature
	Product Expiration: Expiration date is one (1) year from date of opening.

Antibody Host / Format

Host Species: Rabbit	Clonality / Isotype / Clone: polyclonal Ig
Antibody Format: IgG F(ab') ₂ Fragment	Concentration: 10.0 mg/mL by UV absorbance at 280 nm
	Conjugation: unconjugated
	Maximum Excitation / Emission: /



Specificity

Target Species: Bovine	Immunogen: Bovine IgG F(ab') ₂ fragment
Antibody Specificity: IgG (F(ab') ₂ Fragment)	This product is a F(ab') ₂ fragment of IgG fraction antibody purified from monospecific antiserum by a multi-step process which includes delipidation, salt fractionation, ion exchange chromatography and pepsin digestion followed by chromatographic separation and extensive dialysis against the buffer stated above. Assay by immunoelectrophoresis resulted in a single precipitin arc against anti-Rabbit Serum, Bovine IgG, Bovine IgG F(ab') ₂ and Bovine Serum. No reaction was observed against Bovine IgG F(c), anti-Rabbit IgG F(c) or anti-Pepsin.
	Minimal Cross Reactivity: none

Formulation, Transport and Storage

Storage Buffer: 0.01 M Sodium Phosphate, 0.15 M Sodium Chloride, pH 7.2	Store vial at 4° C prior to restoration. For extended storage aliquot contents and freeze at -20° C or below. Avoid cycles of freezing and thawing. Centrifuge product if not completely clear after standing at room temperature. This product is stable for several weeks at 4° C as an undiluted liquid. Dilute only prior to immediate use.
Stabilizer: None	
Preservatives: None	
	Storage Temperature: 4-8°C

Application Recommendation

This product is for In Vitro experimental use only. Not for Therapeutic or Diagnostic use.		
Manufacturer BIOZOL Diagnostica Vertrieb GmbH Leipziger Straße 4 85386 Eching	Phone +49 (89) 3799 666 6 Fax +49 (89) 3799 666 99 E-mail info@biozol.de www.biozol.de	www.dianova.com Your Secondary Antibody Portal Powered by BIOZOL
	 TÜVRheinland ZERTIFIZIERT	Management System ISO 9001:2015  www.tuv.com ID 900019771

Application: ELISA, Immunohistochemistry (IHC), Immunohistochemistry (Paraffin-embedded Sections), Immunohistochemistry (frozen sections), Western Blot

Dilution: ELISA 1:20.000 - 1:100.000, Immunohistochemistry (IHC) 1:1,000 - 1:5,000, Western Blot (WB) 1:2.000 - 1:10.000

Application Note:

Suitable for immunomicroscopy and flow cytometry or FACS analysis as well as other antibody based fluorescent assays requiring extremely low background levels, absence of F(c) mediated binding, lot-to-lot consistency, high titer and specificity. The maximum amount of reagent required to stain 1 x 10E6 cells in flow cytometry is approximately 1.0 µg of antibody. Lesser amounts of reagent may be sufficient for staining. Optimal titers for other applications should be determined by the researcher. As a general guideline dilutions of 1:100 to 1:250 should be suitable for most applications.

Background Information


F(ab')₂ Anti-Bovine IgG F(ab')₂ Antibody generated in rabbit detects Bovine F(ab')₂. Representing approximately 75% of serum immunoglobulins, IgG is the most abundant antibody isotype found in the circulation. IgG molecules are synthesized and secreted by plasma B cells. Secondary Antibodies are available in a variety of formats and conjugate types. When choosing a secondary antibody product, consideration must be given to species and immunoglobulin specificity, conjugate type, fragment and chain specificity, level of cross-reactivity, and host-species source and fragment composition. F(ab')₂ Antibody is ideal for investigators who routinely perform flow cytometry, immunohistochemistry or IHC and other immunoassays.

Safety Information

The product contains no hazardous constituents. Standard Laboratory Practices should be followed when handling this material.

Disclaimer

This product is warranted to perform in conformance with product specifications and to be free from defects in material and workmanship. Products are supplied for research use only. The warranty provided herein is valid only when used by properly trained individuals. Unless otherwise stated, this warranty is limited to one year from date of shipment when the product is subjected to normal, proper and intended usage. Buyer's exclusive remedy for non-conforming products during the warranty period is limited to replacement of or refund for the non-conforming product(s). There is no obligation to replace products as the result of accident or disaster or inappropriate use of the products in a manner for which they were not designed, or improper storage and handling of the products.

This product is for In Vitro experimental use only. Not for Therapeutic or Diagnostic use.			
<p>Manufacturer BIOZOL Diagnostica Vertrieb GmbH Leipziger Straße 4 85386 Eching</p>	<p>Phone +49 (89) 3799 666 6 Fax +49 (89) 3799 666 99 E-mail info@biozol.de www.biozol.de</p>	<p>www.dianova.com Your Secondary Antibody Portal Powered by BIOZOL</p>	 <p>Management System ISO 9001:2015 www.tuv.com ID 900019771</p> 