

## Rabbit IgG anti-Human IgG (H)-FITC, MinX none

### General Information

<b>Catalog Number:</b> SEC-183066	<b>Physical State:</b> Lyophilized
<b>Quantity:</b> 1 mg	<b>Reconstitution Volume:</b> 1.0 mL
	<b>Reconstitution Buffer:</b> Restore with deionized water (or equivalent)
	<b>Shipping Conditions:</b> at room temperature
	<b>Product Expiration:</b> Expiration date is one (1) year from date of opening.

### Antibody Host / Format

<b>Host Species:</b> Rabbit	<b>Clonality / Isotype / Clone:</b> polyclonal Ig
<b>Antibody Format:</b> IgG whole molecule	<b>Concentration:</b> 1.0 mg/mL by UV absorbance at 280 nm
	<b>Conjugation:</b> FITC (Fluoresceinisothiocyanat)
	<b>Maximum Excitation / Emission:</b> 492 nm / 520 nm



### Specificity

<b>Target Species:</b> Human	<b>Immunogen:</b> Human IgG gamma heavy chain
<b>Antibody Specificity:</b> IgG (heavy chain)	This product was prepared from monospecific antiserum by immunoaffinity chromatography using Human IgG coupled to agarose beads followed by solid phase adsorption(s) to remove any unwanted reactivities. Assay by immunoelectrophoresis resulted in a single precipitin arc against anti-Fluorescein, anti-Rabbit Serum, Human IgG and Human Serum. No reaction was observed against Human IgA or Human IgM. Specificity was confirmed by ELISA minimal cross reactivity against other Human heavy or light chain isotypes.
	<b>Minimal Cross Reactivity:</b> none

### Formulation, Transport and Storage

<b>Storage Buffer:</b> 0.02 M Potassium Phosphate, 0.15 M Sodium Chloride, pH 7.2	Store vial at 4° C prior to restoration. For extended storage aliquot contents and freeze at -20° C or below. Avoid cycles of freezing and thawing. Centrifuge product if not completely clear after standing at room temperature. This product is stable for several weeks at 4° C as an undiluted liquid. Dilute only prior to immediate use.
<b>Stabilizer:</b> 10 mg/mL Bovine Serum Albumin (BSA) - Immunoglobulin and Protease free	
<b>Preservatives:</b> 0.01% (w/v) Sodium Azide	
	<b>Storage Temperature:</b> 4-8°C

### Application Recommendation

This product is for In Vitro experimental use only. Not for Therapeutic or Diagnostic use.		
<b>Manufacturer</b> <b>BIOZOL</b> Diagnostica Vertrieb GmbH Leipziger Straße 4 85386 Eching	Phone +49 (89) 3799 666 6 Fax +49 (89) 3799 666 99 E-mail info@biozol.de www.biozol.de	<a href="http://www.dianova.com">www.dianova.com</a> Your Secondary Antibody Portal Powered by BIOZOL
	 TÜVRheinland ZERTIFIZIERT	Management System ISO 9001:2015  www.tuv.com ID 900019771

**Application:** FLISA, Flow Cytometry, Immunofluorescence

**Dilution:** FLISA 1:10.000 - 1:50.000, Flow cytometry 1:500 - 1:2,500, Immunofluorescence 1:1,000 - 1:5,000

**Application Note:**

Anti-Human IgG (gamma chain) Fluorescein is designed for immunofluorescence microscopy, fluorescence based plate assays (FLISA) and fluorescent western blotting. This product is also suitable for multiplex analysis, including multicolor imaging, utilizing various commercial platforms.

**Background Information**


Anti-Human IgG (gamma chain) Fluorescein generated in rabbit detects human Immunoglobulin G (gamma chain). It is a protein complex composed of four peptide chains — two identical heavy chains and two identical light chains arranged in a Y-shape typical of antibody monomers. Each IgG has two antigen binding sites. Representing approximately 75% of serum immunoglobulins in humans, IgG is the most abundant antibody isotype found in the circulation. IgG molecules are synthesized and secreted by plasma B cells. Secondary Antibodies are available in a variety of formats and conjugate types. When choosing a secondary antibody product, consideration must be given to species and immunoglobulin specificity, conjugate type, fragment and chain specificity, level of cross-reactivity, and host-species source and fragment composition. Anti-Human IgG (gamma chain) Antibody is ideal for investigators in Immunology, Cancer, and Microbiology research.

**Safety Information**

This reagent contains sodium azide (a poisonous and hazardous substance) as preservative. Although this concentration is not regarded as dangerous to health, appropriate measures should be taken to avoid skin and eye contact, inhalation, and ingestion. Standard Laboratory Practices should be followed when handling this material.

**Disclaimer**

This product is warranted to perform in conformance with product specifications and to be free from defects in material and workmanship. Products are supplied for research use only. The warranty provided herein is valid only when used by properly trained individuals. Unless otherwise stated, this warranty is limited to one year from date of shipment when the product is subjected to normal, proper and intended usage. Buyer's exclusive remedy for non-conforming products during the warranty period is limited to replacement of or refund for the non-conforming product(s). There is no obligation to replace products as the result of accident or disaster or inappropriate use of the products in a manner for which they were not designed, or improper storage and handling of the products.

<b>This product is for In Vitro experimental use only. Not for Therapeutic or Diagnostic use.</b>			
<p><b>Manufacturer</b>  <b>BIOZOL</b>          Diagnostica Vertrieb GmbH          Leipziger Straße 4          85386 Eching</p>	<p>Phone +49 (89) 3799 666 6          Fax +49 (89) 3799 666 99          E-mail info@biozol.de          www.biozol.de</p>	<p><a href="http://www.dianova.com">www.dianova.com</a>          Your Secondary Antibody Portal          Powered by BIOZOL</p>	<p>Management System          ISO 9001:2015</p>  <p>www.tuv.com          ID 9000019771</p> 