

## Goat F(ab')<sub>2</sub> anti-Human IgA-Alk. Phos., MinX none

### General Information

<b>Catalog Number:</b> SEC-183745	<b>Physical State:</b> Lyophilized
<b>Quantity:</b> 0,5 mg	<b>Reconstitution Volume:</b> 500 µL
	<b>Reconstitution Buffer:</b>
	<b>Shipping Conditions:</b> at room temperature
	<b>Product Expiration:</b> Expiration date is one (1) year from date of opening.

### Antibody Host / Format

<b>Host Species:</b> Goat	<b>Clonality / Isotype / Clone:</b> polyclonal Ig
<b>Antibody Format:</b> IgG F(ab') <sub>2</sub> Fragment	<b>Concentration:</b> 0.7 mg/mL by UV absorbance at 280 nm
	<b>Conjugation:</b> Alkaline Phosphatase
	<b>Maximum Excitation / Emission:</b> /



### Specificity

<b>Target Species:</b> Human	<b>Immunogen:</b> Human IgA alpha heavy chain
<b>Antibody Specificity:</b> IgA (Alpha-Kette / Fc-Fragment)	This product was prepared from monospecific antiserum by immunoaffinity chromatography using Human IgM coupled to agarose beads followed by solid phase adsorption(s) to remove any unwanted reactivities, pepsin digestion and chromatographic separation. Assay by immunoelectrophoresis resulted in a single precipitin arc against anti-Alkaline Phosphatase, anti-Goat Serum, Human IgA and Human Serum. No reaction was observed against anti-Pepsin or anti-Goat IgG F(c). Specificity was confirmed by ELISA at less than 1% cross reactivity against other mouse heavy or light chain isotypes.
	<b>Minimal Cross Reactivity:</b> none

### Formulation, Transport and Storage

<b>Storage Buffer:</b> 0.1 M Tris Chloride, 0.5 M Sodium Chloride, pH 8.0	Store vial at 4° C before opening. DO NOT FREEZE. This product is stable at 4° C as an undiluted powder. Dilute only prior to immediate use. Freezing alkaline phosphatase conjugates will result in a substantial loss of enzymatic activity.
<b>Stabilizer:</b> 15 mg/mL Bovine Serum Albumin (BSA) - Immunoglobulin and Protease free	
<b>Preservatives:</b> 0.05% (w/v) Sodium Azide	
	<b>Storage Temperature:</b> 4-8°C

### Application Recommendation

This product is for In Vitro experimental use only. Not for Therapeutic or Diagnostic use.		
<b>Manufacturer</b> <b>BIOZOL</b> Diagnostica Vertrieb GmbH Leipziger Straße 4 85386 Eching	Phone +49 (89) 3799 666 6 Fax +49 (89) 3799 666 99 E-mail info@biozol.de www.biozol.de	 Management System ISO 9001:2015 www.tuv.com ID 900019771
<a href="http://www.dianova.com">www.dianova.com</a> Your Secondary Antibody Portal Powered by BIOZOL		

**Application:** ELISA, Immunohistochemistry (IHC), Immunohistochemistry (Paraffin-embedded Sections), Immunohistochemistry (frozen sections), Western Blot

**Dilution:** ELISA 1:2.000-1:10.000, Immunohistochemistry (IHC) 1:200-1:1,000, Western Blot (WB) 1:500-1:2.500

**Application Note:**

Suitable for immunomicroscopy and flow cytometry or FACS analysis as well as other antibody based fluorescent assays requiring lot-to-lot consistency. This product has been assayed against 1.0 µg of Human IgA in a standard capture ELISA using pNPP p-nitrophenyl phosphate code # NPP-10 as a substrate for 30 minutes at room temperature. A working dilution of 1:4,000 to 1:20,000 of the reconstitution concentration is suggested for this product.

**Background Information**


F(ab')<sub>2</sub> Anti-Human IgA Alkaline Phosphatase Antibody generated in goat detects immunoglobulin A (alpha chain) from human. Immunoglobulin A (IgA) is an antibody that plays a critical role in mucosal immunity. IgA has two subclasses (IgA1 and IgA2) and can exist in a dimeric form called secretory IgA (sIgA). Secondary Antibodies are available in a variety of formats and conjugate types. When choosing a secondary antibody product, consideration must be given to species and immunoglobulin specificity, conjugate type, fragment and chain specificity, level of cross-reactivity, and host-species source and fragment composition. F(ab')<sub>2</sub> Antibody is ideal for investigators who routinely perform flow cytometry, immunohistochemistry or IHC and other immunoassays.

**Safety Information**

This reagent contains sodium azide (a poisonous and hazardous substance) as preservative. Although this concentration is not regarded as dangerous to health, appropriate measures should be taken to avoid skin and eye contact, inhalation, and ingestion. Standard Laboratory Practices should be followed when handling this material.

**Disclaimer**

This product is warranted to perform in conformance with product specifications and to be free from defects in material and workmanship. Products are supplied for research use only. The warranty provided herein is valid only when used by properly trained individuals. Unless otherwise stated, this warranty is limited to one year from date of shipment when the product is subjected to normal, proper and intended usage. Buyer's exclusive remedy for non-conforming products during the warranty period is limited to replacement of or refund for the non-conforming product(s). There is no obligation to replace products as the result of accident or disaster or inappropriate use of the products in a manner for which they were not designed, or improper storage and handling of the products.

<b>This product is for In Vitro experimental use only. Not for Therapeutic or Diagnostic use.</b>		
<p><b>Manufacturer</b>  <b>BIOZOL</b>          Diagnostica Vertrieb GmbH          Leipziger Straße 4          85386 Eching</p>	<p>Phone +49 (89) 3799 666 6          Fax +49 (89) 3799 666 99          E-mail info@biozol.de          www.biozol.de</p>	<p><a href="http://www.dianova.com">www.dianova.com</a>          Your Secondary Antibody Portal          Powered by BIOZOL</p>
		<p>Management System          ISO 9001:2015          www.tuv.com          ID 900019771</p> 