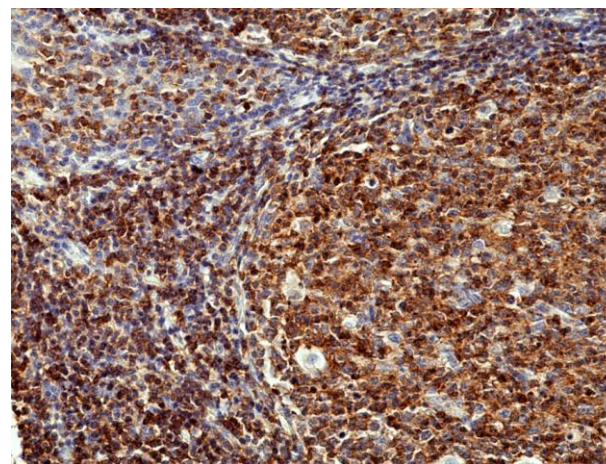



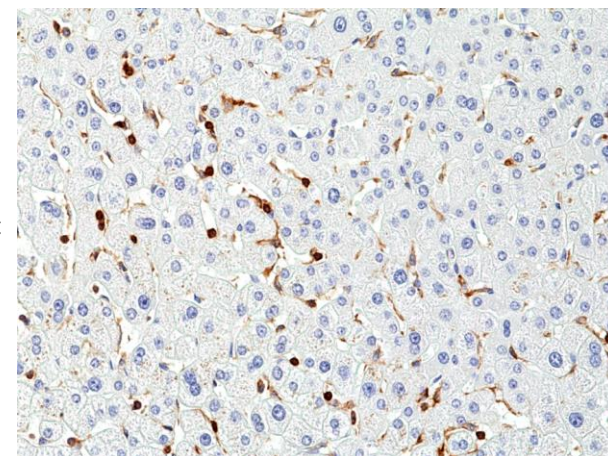
Certificate of Analysis

Product:	Rabbit Monoclonal Antibody Anti-CD45 Rabbit Monoclonal Antibody, Clone RM291
Catalog No.:	31-1168-00
Lot No.:	
Clone:	RM291
Specificity:	This antibody reacts to human CD45 (Receptor-type tyrosine-protein phosphatase C).
Application:	Immunohistochemistry, Western Blot
Immunogen:	A peptide corresponding to the C-terminus of human CD45 (Receptor-type tyrosine-protein phosphatase C).
Purity:	Protein A affinity purified from an animal origin-free culture supernatant
Size:	100 µL
Buffer:	50% Glycerol/PBS with 1% BSA and 0.09% sodium azide
Usage:	IHC: 1:100 -1:200 dilution; WB: 1:1000 - 1:2000 dilution.
Storage and Stability:	Stable for 1 Year at -20.0°C from date of receipt.
Country of Origin:	U.S.A.
Intended Use:	For Research Use Only Not for Diagnostic or Therapeutic Use



Immunohistochemical staining of formalin fixed and paraffin embedded human tonsil tissue sections using anti-CD45 rabbit monoclonal antibody (clone RM291) at a 1:400 dilution.

Immunohistochemical staining of formalin fixed and paraffin embedded human tonsil tissue sections using anti-CD45 rabbit monoclonal antibody (clone RM291) at a 1:400 dilution.



Western Blot of Jurkat cell lysates using anti-CD45 rabbit monoclonal antibody (clone RM291) at a 1:2,000 dilution.