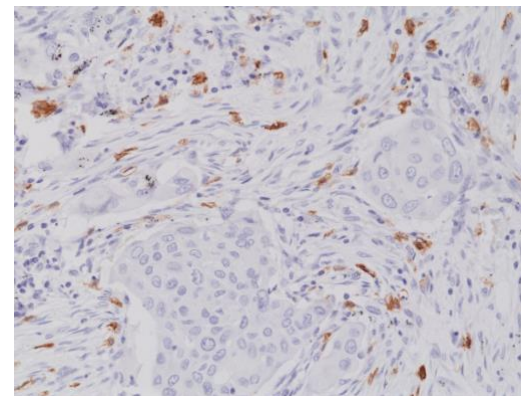
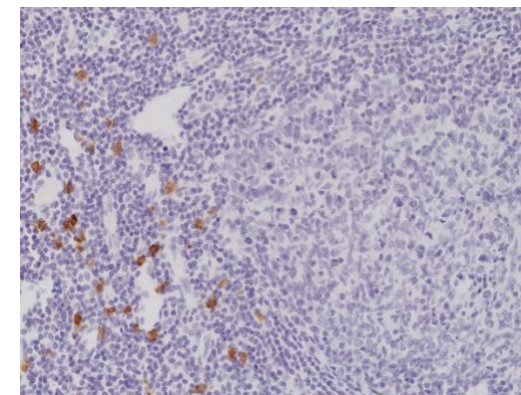


Certificate of Analysis


Product:	Rabbit Monoclonal Antibody Anti-CD117/c-Kit Rabbit Monoclonal Antibody, Clone RM359
Catalog No.:	31-1245-00
Lot No.:	
Clone:	RM359
Specificity:	This antibody reacts human CD117/c-Kit
Application:	Immunohistochemistry, Western Blot
Immunogen:	A peptide corresponding to the C-terminus of human CD117/c-Kit
Purity:	Protein A affinity purified from an animal origin-free culture supernatant
Size:	100 µL
Buffer:	50% Glycerol/PBS with 1% BSA and 0.09% sodium azide
Usage:	IHC: 1:1000 - 1:2000 dilution; WB: 1:200 - 1:1000 dilution.
Storage and Stability:	Stable for 1 Year at -20.0°C from date of receipt.
Country of Origin:	U.S.A.
Intended Use:	For Research Use Only Not for Diagnostic or Therapeutic Use



Immunohistochemical staining of formalin fixed and paraffin embedded human lung cancer tissue section using anti-CD117/c-Kit rabbit monoclonal antibody (Clone RM359) at a 1:2000 dilution.



Immunohistochemical staining of formalin fixed and paraffin embedded human tonsil tissue section using anti-CD117/c-Kit rabbit monoclonal antibody (Clone RM359) at a 1:2000 dilution.



Western Blot of human placenta tissue lysate using anti-CD117/c-Kit rabbit monoclonal antibody (Clone RM359) at a 1:200 dilution.