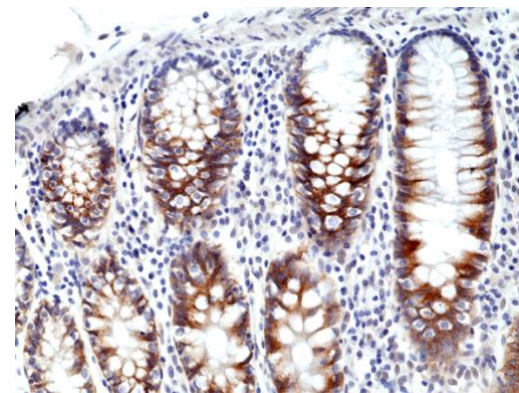
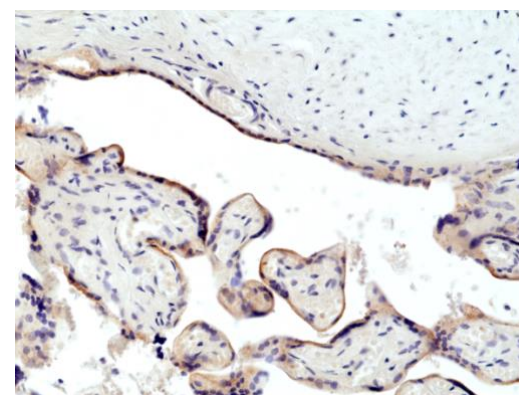


Certificate of Analysis

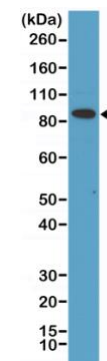
Product:	Rabbit Monoclonal Antibody Anti-CD71 Rabbit Monoclonal Antibody, Clone RM384
Catalog No.:	31-1270-00
Lot No.:	
Clone:	RM384
Specificity:	This antibody reacts to Human CD71
Application:	Immunohistochemistry, Western Blot
Immunogen:	A peptide corresponding to the internal region of human CD71
Purity:	Protein A affinity purified from an animal origin-free culture supernatant
Size:	100 µL
Buffer:	50% Glycerol/PBS with 1% BSA and 0.09% sodium azide
Usage:	IHC: 1:250 -1:500 dilution; WB: 1:1000 - 1:2000 dilution.
Storage and Stability:	Stable for 1 Year at -20.0°C from date of receipt.
Country of Origin:	U.S.A.
Intended Use:	For Research Use Only Not for Diagnostic or Therapeutic Use



Immunohistochemical staining of formalin fixed and paraffin embedded human colon cancer tissue section using anti-CD71 rabbit monoclonal antibody (Clone RM384) at a 1:500 dilution.



Immunohistochemical staining of formalin fixed and paraffin embedded human placenta tissue section using anti-CD71 rabbit monoclonal antibody (Clone RM384) at a 1:500 dilution.



Western Blot of HeLa cell lysate using anti-CD71 rabbit monoclonal antibody (Clone RM384) at a 1:1000 dilution.