

Rabbit F(ab')₂ anti-Human IgG (H+L)-HRPO, MinX none

General Information

Catalog Number: SEC-182692	Physical State: Lyophilized
Quantity: 20 mg	Reconstitution Volume: 2.0 mL
	Reconstitution Buffer: Restore with deionized water (or equivalent)
	Shipping Conditions: at room temperature
	Product Expiration: Expiration date is one (1) year from date of opening.

Antibody Host / Format

Host Species: Rabbit	Clonality / Isotype / Clone: polyclonal Ig
Antibody Format: IgG F(ab') ₂ Fragment	Concentration: 10 mg/mL by UV absorbance at 280 nm
	Conjugation: Horseradish Peroxidase (HRP)
	Maximum Excitation / Emission: /



Specificity

Target Species: Human	Immunogen: Human IgG whole molecule
Antibody Specificity: IgG (H+L)	This product is a F(ab') ₂ fragment of an IgG fraction antibody purified from monospecific antiserum by a multi-step process which includes delipidation, salt fractionation, ion exchange chromatography and pepsin digestion followed by extensive dialysis against the buffer stated above. Assay by immunoelectro-phoresis resulted in a single precipitin arc against anti-Peroxidase, anti-Rabbit Serum, Human IgG and Human Serum. No reaction was observed against anti-Rabbit IgG F(c) or anti-Pepsin.
	Minimal Cross Reactivity: none

Formulation, Transport and Storage

Storage Buffer: 0.02 M Potassium Phosphate, 0.15 M Sodium Chloride, pH 7.2	Store vial at 4° C prior to restoration. For extended storage aliquot contents and freeze at -20° C or below. Avoid cycles of freezing and thawing. Centrifuge product if not completely clear after standing at room temperature. This product is stable for several weeks at 4° C as an undiluted liquid. Dilute only prior to immediate use.
Stabilizer: None	
Preservatives: 0.01% (w/v) Gentamicin Sulfate	
	Storage Temperature: 4-8°C

Application Recommendation

This product is for In Vitro experimental use only. Not for Therapeutic or Diagnostic use.		
Manufacturer BIOZOL Diagnostica Vertrieb GmbH Leipziger Straße 4 85386 Eching	Phone +49 (89) 3799 666 6 Fax +49 (89) 3799 666 99 E-mail info@biozol.de www.biozol.de	 Management System ISO 9001:2015 www.tuv.com ID 9000019771
www.dianova.com Your Secondary Antibody Portal Powered by BIOZOL		

Application: ELISA, Immunohistochemistry (IHC), Immunohistochemistry (Paraffin-embedded Sections), Immunohistochemistry (frozen sections), Western Blot

Dilution: ELISA 1:10.000 - 1:50.000, Immunohistochemistry (IHC) 1:500 - 1:2,500, Western Blot (WB) 1:1.000 - 1:10.000

Application Note:

Secondary antibody reagents are ideal for ELISA, western blotting, Immunohistochemistry, Fluorescence Microscopy, Flow Cytometry as well as other antibody detection methods.

Background Information


F(ab')₂ Anti-Human IgG (H&L) Peroxidase Antibody generated in rabbit detects immunoglobulin g from human, both heavy and light chains of the antibody molecule are present. Each IgG has two antigen binding sites. Representing approximately 75% of serum immunoglobulins in humans, IgG is the most abundant antibody isotype found in the circulation. IgG molecules are synthesized and secreted by plasma B cells. Secondary Antibodies are available in a variety of formats and conjugate types. When choosing a secondary antibody product, consideration must be given to species and immunoglobulin specificity, conjugate type, fragment and chain specificity, level of cross-reactivity, and host-species source and fragment composition. F(ab')₂ Antibody is ideal for investigators who routinely perform flow cytometry, immunohistochemistry or IHC and other immunoassays.

Safety Information

This reagent contains Gentamicin Sulfate (a poisonous and hazardous substance) as preservative. Although this concentration is not regarded as dangerous to health, appropriate measures should be taken to avoid skin and eye contact, inhalation, and ingestion. Standard Laboratory Practices should be followed when handling this material. **DO NOT ADD SODIUM AZIDE!** Use of Sodium Azide as a preservative will substantially inhibit the enzyme activity of horseradish peroxidase!

Disclaimer

This product is warranted to perform in conformance with product specifications and to be free from defects in material and workmanship. Products are supplied for research use only. The warranty provided herein is valid only when used by properly trained individuals. Unless otherwise stated, this warranty is limited to one year from date of shipment when the product is subjected to normal, proper and intended usage. Buyer's exclusive remedy for non-conforming products during the warranty period is limited to replacement of or refund for the non-conforming product(s). There is no obligation to replace products as the result of accident or disaster or inappropriate use of the products in a manner for which they were not designed, or improper storage and handling of the products.

This product is for In Vitro experimental use only. Not for Therapeutic or Diagnostic use.			
<p>Manufacturer BIOZOL Diagnostica Vertrieb GmbH Leipziger Straße 4 85386 Eching</p>	<p>Phone +49 (89) 3799 666 6 Fax +49 (89) 3799 666 99 E-mail info@biozol.de www.biozol.de</p>	<p>www.dianova.com Your Secondary Antibody Portal Powered by BIOZOL</p>	<p>Management System ISO 9001:2015</p>  <p>www.tuv.com ID 900019771</p> 