

Goat IgG anti-Human Kappa light chain-Biotin, MinX none

General Information

Catalog Number: SEC-183045	Physical State: Lyophilized
Quantity: 1 mg	Reconstitution Volume: 1.0 mL
	Reconstitution Buffer: Restore with deionized water (or equivalent)
	Shipping Conditions: at room temperature
	Product Expiration: Expiration date is one (1) year from date of opening.

Antibody Host / Format

Host Species: Goat	Clonality / Isotype / Clone: polyclonal Ig
Antibody Format: IgG whole molecule	Concentration: 1.0 mg/mL by UV absorbance at 280 nm
	Conjugation: Biotin
	Maximum Excitation / Emission: /

Specificity



Target Species: Human	Immunogen: Human kappa light chain
Antibody Specificity: Kappa light chain	Anti-Human k was prepared from monospecific antiserum by immunoaffinity chromatography using antigens coupled to agarose beads followed by solid phase adsorption(s) to remove any unwanted reactivities. Assay by immunoelectrophoresis resulted in a single precipitin arc against anti-biotin and anti-Goat Serum. Specificity was confirmed by ELISA minimal against other human heavy or light chain proteins.
	Minimal Cross Reactivity: none

Formulation, Transport and Storage

Storage Buffer: 0.02 M Potassium Phosphate, 0.15 M Sodium Chloride, pH 7.2	Store vial at 4° C prior to restoration. For extended storage aliquot contents and freeze at -20° C or below. Avoid cycles of freezing and thawing. Centrifuge product if not completely clear after standing at room temperature. This product is stable for several weeks at 4° C as an undiluted liquid. Dilute only prior to immediate use.
Stabilizer: 10 mg/mL Bovine Serum Albumin (BSA) - Immunoglobulin and Protease free	
Preservatives: 0.01% (w/v) Sodium Azide	
Storage Temperature: 4-8°C	

Application Recommendation

Application: ELISA, Immunohistochemistry (IHC), Immunohistochemistry (Paraffin-embedded Sections), Immunohistochemistry (frozen sections), Western Blot

This product is for In Vitro experimental use only. Not for Therapeutic or Diagnostic use.		
Manufacturer BIOZOL Diagnostica Vertrieb GmbH Leipziger Straße 4 85386 Eching	Phone +49 (89) 3799 666 6 Fax +49 (89) 3799 666 99 E-mail info@biozol.de www.biozol.de	www.dianova.com Your Secondary Antibody Portal Powered by BIOZOL
		Management System ISO 9001:2015  www.tuv.com ID 900019771

Dilution: ELISA 1:200.000, Immunohistochemistry (IHC) 1:1,000 - 1:5,000, Western Blot (WB) 1:2.000 - 1:10.000

Application Note:

Anti-Human K antibody is suitable for ELISA, Western Blot and Immunohistochemistry. Specific conditions for reactivity should be optimized by the end user.

Background Information


The anti-Human κ (kappa chain) Antibody detects the kappa chain subunit. Immunoglobulins are heterotetramers composed of 2 immunoglobulin heavy and 2 immunoglobulin light chains. The immunoglobulin light chain is the small polypeptide subunit of an antibody (immunoglobulin). In humans the light chains can be categorized into kappa type or lambda type and both are used to construct the antigen binding F(ab) region of an antibody along with the variable region of the heavy chain. Secondary Antibodies are available in a variety of formats and conjugate types. When choosing a secondary antibody product, consideration must be given to species and immunoglobulin specificity, conjugate type, fragment and chain specificity, level of cross-reactivity, and host-species source and fragment composition. Anti-Human IgG kappa is conjugated to biotin.

Safety Information

This reagent contains sodium azide (a poisonous and hazardous substance) as preservative. Although this concentration is not regarded as dangerous to health, appropriate measures should be taken to avoid skin and eye contact, inhalation, and ingestion. Standard Laboratory Practices should be followed when handling this material.

Disclaimer

This product is warranted to perform in conformance with product specifications and to be free from defects in material and workmanship. Products are supplied for research use only. The warranty provided herein is valid only when used by properly trained individuals. Unless otherwise stated, this warranty is limited to one year from date of shipment when the product is subjected to normal, proper and intended usage. Buyer's exclusive remedy for non-conforming products during the warranty period is limited to replacement of or refund for the non-conforming product(s). There is no obligation to replace products as the result of accident or disaster or inappropriate use of the products in a manner for which they were not designed, or improper storage and handling of the products.

This product is for In Vitro experimental use only. Not for Therapeutic or Diagnostic use.		
<p>Manufacturer BIOZOL Diagnostica Vertrieb GmbH Leipziger Straße 4 85386 Eching</p>	<p>Phone +49 (89) 3799 666 6 Fax +49 (89) 3799 666 99 E-mail info@biozol.de www.biozol.de</p>	<p>www.dianova.com Your Secondary Antibody Portal Powered by BIOZOL</p>
		<p>Management System ISO 9001:2015 www.tuv.com ID 9000019771</p> 