

## Rabbit IgG anti-Human IgG (F(ab')<sub>2</sub>)-Biotin, MinX none

### General Information

<b>Catalog Number:</b> SEC-183088	<b>Physical State:</b> Lyophilized
<b>Quantity:</b> 2 mg	<b>Reconstitution Volume:</b> 1.0 mL
	<b>Reconstitution Buffer:</b> Restore with deionized water (or equivalent)
	<b>Shipping Conditions:</b> at room temperature
	<b>Product Expiration:</b> Expiration date is one (1) year from date of opening.

### Antibody Host / Format

<b>Host Species:</b> Rabbit	<b>Clonality / Isotype / Clone:</b> polyclonal Ig
<b>Antibody Format:</b> IgG whole molecule	<b>Concentration:</b> 2.0 mg/mL by UV absorbance at 280 nm
	<b>Conjugation:</b> Biotin
	<b>Maximum Excitation / Emission:</b> /

### Specificity


<b>Target Species:</b> Human	<b>Immunogen:</b> Human IgG F(ab') <sub>2</sub> fragment
<b>Antibody Specificity:</b> IgG (F(ab') <sub>2</sub> Fragment)	This product was prepared from monospecific antiserum by immunoaffinity chromatography using Human IgG coupled to agarose beads followed by solid phase adsorption(s) to remove any unwanted reactivities. Assay by immunoelectrophoresis resulted in a single precipitin arc against anti-biotin, anti-Rabbit Serum, Human IgG, Human IgG F(ab') <sub>2</sub> and Human Serum. No reaction was observed against Human IgG F(c).
	<b>Minimal Cross Reactivity:</b> none

### Formulation, Transport and Storage

<b>Storage Buffer:</b> 0.01 M Sodium Phosphate, 0.15 M Sodium Chloride, pH 7.2	Store vial at 4° C prior to restoration. For extended storage aliquot contents and freeze at -20° C or below. Avoid cycles of freezing and thawing. Centrifuge product if not completely clear after standing at room temperature. This product is stable for several weeks at 4° C as an undiluted liquid. Dilute only prior to immediate use.
<b>Stabilizer:</b> 10 mg/mL Bovine Serum Albumin (BSA) - Immunoglobulin and Protease free	
<b>Preservatives:</b> 0.01% (w/v) Sodium Azide	

### Application Recommendation

**Application:** ELISA, Immunohistochemistry (IHC), Immunohistochemistry (Paraffin-embedded Sections), Immunohistochemistry (frozen sections), Western Blot

This product is for In Vitro experimental use only. Not for Therapeutic or Diagnostic use.		
<b>Manufacturer</b> <b>BIOZOL</b> Diagnostica Vertrieb GmbH Leipziger Straße 4 85386 Eching	Phone +49 (89) 3799 666 6 Fax +49 (89) 3799 666 99 E-mail info@biozol.de www.biozol.de	 Management System ISO 9001:2015 www.tuv.com ID 900019771

[www.dianova.com](http://www.dianova.com)

Your Secondary Antibody Portal  
Powered by BIOZOL

**Dilution:** ELISA 1:20.000 - 1:100.000, Immunohistochemistry (IHC) 1:1,000 - 1:5,000, Western Blot (WB) 1:2.000 - 1:10.000

**Application Note:**

This product has been assayed against 1.0 µg of Human IgG in a standard capture ELISA using Peroxidase Conjugated Streptavidin #S000-03 and ABTS (2,2'-azino-bis-[3-ethylbenthiazoline-6-sulfonic acid]) code # ABTS-100 as a substrate for 30 minutes at room temperature. A working dilution of 1:30,000 to 1:120,000 of the reconstitution concentration is suggested for this product.

**Background Information**



Anti-Human IgG F(ab')<sub>2</sub> Biotin Antibody generated in rabbit recognizes the dimeric Fab portion of the human IgG molecule. Human IgG F(ab')<sub>2</sub> is a proteolytic fragment of immunoglobulin G (IgG) obtained by limited digestion with the enzyme pepsin under controlled conditions of temperature, time and pH. F(ab')<sub>2</sub> molecules lack the Fc portion of IgG and therefore receptors that bind human IgG F(c) will not bind human IgG F(ab')<sub>2</sub> molecules. Secondary Antibodies are available in a variety of formats and conjugate types. When choosing a secondary antibody product, consideration must be given to species and immunoglobulin specificity, conjugate type, fragment and chain specificity, level of cross-reactivity, and host-species source and fragment composition.

**Safety Information**

This reagent contains sodium azide (a poisonous and hazardous substance) as preservative. Although this concentration is not regarded as dangerous to health, appropriate measures should be taken to avoid skin and eye contact, inhalation, and ingestion. Standard Laboratory Practices should be followed when handling this material.

**Disclaimer**

This product is warranted to perform in conformance with product specifications and to be free from defects in material and workmanship. Products are supplied for research use only. The warranty provided herein is valid only when used by properly trained individuals. Unless otherwise stated, this warranty is limited to one year from date of shipment when the product is subjected to normal, proper and intended usage. Buyer's exclusive remedy for non-conforming products during the warranty period is limited to replacement of or refund for the non-conforming product(s). There is no obligation to replace products as the result of accident or disaster or inappropriate use of the products in a manner for which they were not designed, or improper storage and handling of the products.

<b>This product is for In Vitro experimental use only. Not for Therapeutic or Diagnostic use.</b>		
<p><b>Manufacturer</b> <b>BIOZOL</b> Diagnostica Vertrieb GmbH Leipziger Straße 4 85386 Eching</p>	<p>Phone +49 (89) 3799 666 6 Fax +49 (89) 3799 666 99 E-mail info@biozol.de www.biozol.de</p>	<p><a href="http://www.dianova.com">www.dianova.com</a> Your Secondary Antibody Portal Powered by BIOZOL</p>
		<p>Management System ISO 9001:2015</p>  <p>www.tuv.com ID 9000019771</p>