

## Rabbit IgG anti-Mouse IgG (Fc-Fragment)-unconj., MinX none

### General Information

<b>Catalog Number:</b> SEC-183232	<b>Physical State:</b> Liquid (sterile filtered)
<b>Quantity:</b> 1 mg	<b>Reconstitution Volume:</b>
	<b>Reconstitution Buffer:</b>
	<b>Shipping Conditions:</b> Wet Ice
	<b>Product Expiration:</b> Expiration date is one (1) year from date of opening.

### Antibody Host / Format

<b>Host Species:</b> Rabbit	<b>Clonality / Isotype / Clone:</b> polyclonal Ig
<b>Antibody Format:</b> IgG whole molecule	<b>Concentration:</b> 1.0 mg/ml by UV absorbance at 280 nm
	<b>Conjugation:</b> unconjugated
	<b>Maximum Excitation / Emission:</b> /

### Specificity



<b>Target Species:</b> Mouse	<b>Immunogen:</b> highly purified mouse IgG gamma 1, gamma 2a, gamma 2b and gamma 3 proteins
<b>Antibody Specificity:</b> IgG (Fc-Fragment)	Anti-Mouse IgG subclass pan reactive Secondary Antibody was prepared from monospecific antiserum by immunoaffinity chromatography using antigens coupled to agarose beads followed by solid phase adsorption(s) to remove any unwanted reactivities. This product shows balanced reactivity to Mouse IgG1, IgG2a, IgG2b and IgG3 proteins and is suitable to screen IgG class hybridoma clones. Minimal cross reactivity is observed against other Mouse immunoglobulin classes or light chain proteins.
	<b>Minimal Cross Reactivity:</b> none

### Formulation, Transport and Storage

<b>Storage Buffer:</b> 0.02 M Potassium Phosphate, 0.15 M Sodium Chloride, pH 7.2	Store vial at 4° C prior to opening. This product is stable for several weeks at 4° C as an undiluted liquid. Dilute only prior to immediate use. For extended storage aliquot contents and freeze at -20° C or below. Avoid cycles of freezing and thawing.
<b>Stabilizer:</b> None	
<b>Preservatives:</b> 0.01% (w/v) Sodium Azide	
	<b>Storage Temperature:</b> 4-8°C

### Application Recommendation

**Application:** ELISA, Immunohistochemistry (IHC), Immunohistochemistry (Paraffin-embedded Sections), Immunohistochemistry (frozen sections), Western Blot

This product is for In Vitro experimental use only. Not for Therapeutic or Diagnostic use.		
<b>Manufacturer</b> <b>BIOZOL</b> Diagnostica Vertrieb GmbH Leipziger Straße 4 85386 Eching	Phone +49 (89) 3799 666 6 Fax +49 (89) 3799 666 99 E-mail info@biozol.de www.biozol.de	 Management System ISO 9001:2015 www.tuv.com ID 900019771
<a href="http://www.dianova.com">www.dianova.com</a> Your Secondary Antibody Portal Powered by BIOZOL		

**Dilution:** ELISA 1:20.000 - 1:100.000, Immunohistochemistry (IHC) 1:1,000 - 1:5,000, Western Blot (WB) 1:2.000 - 1:10.000

**Application Note:**

Anti-Mouse IgG subclass pan reactive Secondary Antibody is designed for ELISA, Immunohistochemistry, western blotting as well as other anti-IgG antibody based assays. Mouse IgG secondary antibody is available in a variety of formats.

**Background Information**



Anti-Mouse IgG Antibody generated in rabbit detects reactivity to Mouse IgG1, IgG2a, IgG2b and IgG3. Secreted as part of the adaptive immune response by plasma B cells, immunoglobulin G constitutes 75% of serum immunoglobulins. Immunoglobulin G binds to viruses, bacteria, as well as fungi and facilitates their destruction or neutralization via agglutination (and thereby immobilizing them), activation of the compliment cascade, and opsonization for phagocytosis. The whole IgG molecule possesses both the F(c) region, recognized by high-affinity Fc receptor proteins, as well as the F(ab) region possessing the epitope-recognition site. IgG1, IgG2a, IgG2b and IgG3 chains of the antibody molecule are present. Secondary Antibodies are available in a variety of formats and conjugate types. When choosing a secondary antibody product, consideration must be given to species and immunoglobulin specificity, conjugate type, fragment and chain specificity, level of cross-reactivity, and host-species source and fragment composition.

**Safety Information**

This reagent contains sodium azide (a poisonous and hazardous substance) as preservative. Although this concentration is not regarded as dangerous to health, appropriate measures should be taken to avoid skin and eye contact, inhalation, and ingestion. Standard Laboratory Practices should be followed when handling this material.

**Disclaimer**

This product is warranted to perform in conformance with product specifications and to be free from defects in material and workmanship. Products are supplied for research use only. The warranty provided herein is valid only when used by properly trained individuals. Unless otherwise stated, this warranty is limited to one year from date of shipment when the product is subjected to normal, proper and intended usage. Buyer's exclusive remedy for non-conforming products during the warranty period is limited to replacement of or refund for the non-conforming product(s). There is no obligation to replace products as the result of accident or disaster or inappropriate use of the products in a manner for which they were not designed, or improper storage and handling of the products.

<b>This product is for In Vitro experimental use only. Not for Therapeutic or Diagnostic use.</b>		
<p><b>Manufacturer</b> <b>BIOZOL</b> Diagnostica Vertrieb GmbH Leipziger Straße 4 85386 Eching</p>	<p>Phone +49 (89) 3799 666 6 Fax +49 (89) 3799 666 99 E-mail info@biozol.de www.biozol.de</p>	<p><a href="http://www.dianova.com">www.dianova.com</a> Your Secondary Antibody Portal Powered by BIOZOL</p>
		<p>Management System ISO 9001:2015</p>  <p>www.tuv.com ID 9000019771</p>