

## Sheep IgG anti-Rabbit IgG (H+L)-HRPO, MinX none

### General Information

<b>Catalog Number:</b> SEC-183417	<b>Physical State:</b> Lyophilized
<b>Quantity:</b> 2 mg	<b>Reconstitution Volume:</b> 1.0 mL
	<b>Reconstitution Buffer:</b> Restore with deionized water (or equivalent)
	<b>Shipping Conditions:</b> at room temperature
	<b>Product Expiration:</b> Expiration date is one (1) year from date of opening.

### Antibody Host / Format

<b>Host Species:</b> Sheep	<b>Clonality / Isotype / Clone:</b> polyclonal Ig
<b>Antibody Format:</b> IgG whole molecule	<b>Concentration:</b> 2.0 mg/mL by UV absorbance at 280 nm
	<b>Conjugation:</b> Horseradish Peroxidase (HRP)
	<b>Maximum Excitation / Emission:</b> /



### Specificity

<b>Target Species:</b> Rabbit	<b>Immunogen:</b> Anti-Rabbit IgG (H&L) was produced by repeated immunization with rabbit whole IgG molecule in sheep.
<b>Antibody Specificity:</b> IgG (H+L)	This product was prepared from monospecific antiserum by immunoaffinity chromatography using Rabbit IgG coupled to agarose. Assay by immunoelectrophoresis resulted in a single precipitin arc against anti-Peroxidase, anti-Sheep Serum, Rabbit IgG and Rabbit Serum.
	<b>Minimal Cross Reactivity:</b> none

### Formulation, Transport and Storage

<b>Storage Buffer:</b> 0.02 M Potassium Phosphate, 0.15 M Sodium Chloride, pH 7.2	Store vial at 4° C prior to restoration. For extended storage aliquot contents and freeze at -20° C or below. Avoid cycles of freezing and thawing. Centrifuge product if not completely clear after standing at room temperature. This product is stable for several weeks at 4° C as an undiluted liquid. Dilute only prior to immediate use.
<b>Stabilizer:</b> 10 mg/mL Bovine Serum Albumin (BSA) - Immunoglobulin and Protease free	
<b>Preservatives:</b> 0.01% (w/v) Gentamicin Sulfate	
	<b>Storage Temperature:</b> 4-8°C

### Application Recommendation

This product is for In Vitro experimental use only. Not for Therapeutic or Diagnostic use.		
<b>Manufacturer</b> <b>BIOZOL</b> Diagnostica Vertrieb GmbH Leipziger Straße 4 85386 Eching	Phone +49 (89) 3799 666 6 Fax +49 (89) 3799 666 99 E-mail info@biozol.de www.biozol.de	<a href="http://www.dianova.com">www.dianova.com</a> Your Secondary Antibody Portal Powered by BIOZOL
		Management System ISO 9001:2015  www.tuv.com ID 9000019771

**Application:** ELISA, Immunohistochemistry (IHC), Immunohistochemistry (Paraffin-embedded Sections), Immunohistochemistry (frozen sections), Western Blot

**Dilution:** ELISA 1:10.000 - 1:50.000, Immunohistochemistry (IHC) 1:500 - 1:2,500, Western Blot (WB) 1:1.000 - 1:5.000

**Application Note:**

Anti-Rabbit IgG peroxidase conjugated antibody is suitable for immunoblotting (western or dot blot), ELISA, immunoperoxidase electron microscopy and immunohistochemistry as well as other peroxidase-antibody based enzymatic assays requiring lot-to-lot consistency.

**Background Information**


Anti-Rabbit IgG peroxidase conjugated antibody generated in sheep detects specifically rabbit IgG. This secondary peroxidase conjugated antibody anti-Rabbit is ideal for investigators who routinely perform titration assays, western-blot, immunoprecipitation and more generally immunoassays.

**Safety Information**

This reagent contains Gentamicin Sulfate (a poisonous and hazardous substance) as preservative. Although this concentration is not regarded as dangerous to health, appropriate measures should be taken to avoid skin and eye contact, inhalation, and ingestion. Standard Laboratory Practices should be followed when handling this material. **DO NOT ADD SODIUM AZIDE!** Use of Sodium Azide as a preservative will substantially inhibit the enzyme activity of horseradish peroxidase!

**Disclaimer**

This product is warranted to perform in conformance with product specifications and to be free from defects in material and workmanship. Products are supplied for research use only. The warranty provided herein is valid only when used by properly trained individuals. Unless otherwise stated, this warranty is limited to one year from date of shipment when the product is subjected to normal, proper and intended usage. Buyer's exclusive remedy for non-conforming products during the warranty period is limited to replacement of or refund for the non-conforming product(s). There is no obligation to replace products as the result of accident or disaster or inappropriate use of the products in a manner for which they were not designed, or improper storage and handling of the products.

<b>This product is for In Vitro experimental use only. Not for Therapeutic or Diagnostic use.</b>			
<p><b>Manufacturer</b> <b>BIOZOL</b> Diagnostica Vertrieb GmbH Leipziger Straße 4 85386 Eching</p>	<p>Phone +49 (89) 3799 666 6 Fax +49 (89) 3799 666 99 E-mail info@biozol.de www.biozol.de</p>	<p><a href="http://www.dianova.com">www.dianova.com</a> Your Secondary Antibody Portal Powered by BIOZOL</p>	<p>Management System ISO 9001:2015</p>  <p>www.tuv.com ID 900019771</p> 