

Rabbit IgG anti-Rat IgM (μ)-Biotin, MinX none

General Information

Catalog Number: SEC-183514	Physical State: Lyophilized
Quantity: 1,5 mg	Reconstitution Volume: 1.0 mL
	Reconstitution Buffer: Restore with deionized water (or equivalent)
	Shipping Conditions: at room temperature
	Product Expiration: Expiration date is one (1) year from date of opening.

Antibody Host / Format

Host Species: Rabbit	Clonality / Isotype / Clone: polyclonal Ig
Antibody Format: IgG whole molecule	Concentration: 1.5 mg/mL by UV absorbance at 280 nm
	Conjugation: Biotin
	Maximum Excitation / Emission: /

Specificity



Target Species: Rat	Immunogen: Rat IgM whole molecule
Antibody Specificity: IgM (μ -Chain/ Fc Fragment)	Anti-RAT IgM (μ chain) Antibody was prepared from monospecific antiserum by immunoaffinity chromatography using Rat IgM coupled to agarose beads followed by solid phase adsorption(s) to remove any unwanted reactivities. Purified Anti-RAT IgM was Biotin Conjugated. Assay by immunoelectrophoresis resulted in a single precipitin arc against anti-biotin, anti-Rabbit Serum, Rat IgM and Rat Serum. No reaction was observed against other rat heavy or light chain proteins.
	Minimal Cross Reactivity: none

Formulation, Transport and Storage

Storage Buffer: 0.02 M Potassium Phosphate, 0.15 M Sodium Chloride, pH 7.2	Store vial at 4° C prior to restoration. For extended storage aliquot contents and freeze at -20° C or below. Avoid cycles of freezing and thawing. Centrifuge product if not completely clear after standing at room temperature. This product is stable for several weeks at 4° C as an undiluted liquid. Dilute only prior to immediate use.
Stabilizer: 10 mg/mL Bovine Serum Albumin (BSA) - Immunoglobulin and Protease free	
Preservatives: 0.01% (w/v) Sodium Azide	
Storage Temperature: 4-8°C	

Application Recommendation

Application: ELISA, Immunohistochemistry (IHC), Immunohistochemistry (Paraffin-embedded Sections), Immunohistochemistry (frozen sections), Western Blot

This product is for In Vitro experimental use only. Not for Therapeutic or Diagnostic use.		
Manufacturer BIOZOL Diagnostica Vertrieb GmbH Leipziger Straße 4 85386 Eching	Phone +49 (89) 3799 666 6 Fax +49 (89) 3799 666 99 E-mail info@biozol.de www.biozol.de	www.dianova.com Your Secondary Antibody Portal Powered by BIOZOL
		Management System ISO 9001:2015  www.tuv.com ID 900019771

Dilution: ELISA 1:20.000 - 1:100.000, Immunohistochemistry (IHC) 1:1,000 - 1:5,000, Western Blot (WB) 1:2.000 - 1:10.000

Application Note:

Anti-RAT IgM (mu chain) Antibody has been assayed against Rat IgM in a standard capture ELISA using Peroxidase Conjugated Streptavidin. A working dilution of 1:15,000 to 1:70,000 of the concentration is suggested for this product. Rat IgM antibody is suitable for immunoassays including western blot and ELISA.

Background Information



Anti-Rat IgM antibody generated in rabbit specifically detects rat IgM heavy chain. Immunoglobulin M is the largest antibody isotype and the first to be secreted against an initial exposure to antigen. IgM is predominantly produced in the spleen. Formed from covalently linking 5 immunoglobulins together, the approximate molecular weight of IgM is 900kDa and possesses 10 binding sites (though due to the size of most antigens, not all sites are capable of binding at once). Due to this large size, IgM is typically isolated to the serum. Anti-Rat IgM antibody is ideal for investigators in Immunology, Microbiology, and Cell Biology. This Anti-Rat IgM antibody is conjugated to biotin.

Safety Information

This reagent contains sodium azide (a poisonous and hazardous substance) as preservative. Although this concentration is not regarded as dangerous to health, appropriate measures should be taken to avoid skin and eye contact, inhalation, and ingestion. Standard Laboratory Practices should be followed when handling this material.

Disclaimer

This product is warranted to perform in conformance with product specifications and to be free from defects in material and workmanship. Products are supplied for research use only. The warranty provided herein is valid only when used by properly trained individuals. Unless otherwise stated, this warranty is limited to one year from date of shipment when the product is subjected to normal, proper and intended usage. Buyer's exclusive remedy for non-conforming products during the warranty period is limited to replacement of or refund for the non-conforming product(s). There is no obligation to replace products as the result of accident or disaster or inappropriate use of the products in a manner for which they were not designed, or improper storage and handling of the products.

This product is for In Vitro experimental use only. Not for Therapeutic or Diagnostic use.		
<p>Manufacturer BIOZOL Diagnostica Vertrieb GmbH Leipziger Straße 4 85386 Eching</p>	<p>Phone +49 (89) 3799 666 6 Fax +49 (89) 3799 666 99 E-mail info@biozol.de www.biozol.de</p>	<p>www.dianova.com Your Secondary Antibody Portal Powered by BIOZOL</p>
		<p>Management System ISO 9001:2015</p>  <p>www.tuv.com ID 900019771</p>