

Rabbit F(ab')₂ anti-Goat IgG (H+L)-Biotin, MinX none

General Information

Catalog Number: SEC-183682	Physical State: Lyophilized
Quantity: 0,5 mg	Reconstitution Volume: 500 µL
	Reconstitution Buffer: Restore with deionized water (or equivalent)
	Shipping Conditions: at room temperature
	Product Expiration: Expiration date is one (1) year from date of opening.

Antibody Host / Format

Host Species: Rabbit	Clonality / Isotype / Clone: polyclonal Ig
Antibody Format: IgG F(ab') ₂ Fragment	Concentration: 1.0 mg/mL by UV absorbance at 280 nm
	Conjugation: Biotin
	Maximum Excitation / Emission: /

Specificity



Target Species: Goat	Immunogen: Goat IgG whole molecule
Antibody Specificity: IgG (H+L)	This product was prepared from monospecific antiserum by immunoaffinity chromatography using Goat IgG coupled to agarose beads followed by solid phase adsorption(s) to remove any unwanted reactivities, pepsin digestion and chromatographic separation. Assay by immunoelectrophoresis resulted in a single precipitin arc against anti-Biotin, anti-Rabbit Serum, Goat IgG and Goat Serum. No reaction was observed against anti-Pepsin or anti-Rabbit IgG F(c).
	Minimal Cross Reactivity: none

Formulation, Transport and Storage

Storage Buffer: 0.02 M Potassium Phosphate, 0.15 M Sodium Chloride, pH 7.2	Store vial at 4° C prior to restoration. For extended storage aliquot contents and freeze at -20° C or below. Avoid cycles of freezing and thawing. Centrifuge product if not completely clear after standing at room temperature. This product is stable for several weeks at 4° C as an undiluted liquid. Dilute only prior to immediate use.
Stabilizer: 10 mg/mL Bovine Serum Albumin (BSA) - Immunoglobulin and Protease free	
Preservatives: 0.01% (w/v) Sodium Azide	
Storage Temperature: 4-8°C	

Application Recommendation

Application: ELISA, Immunohistochemistry (IHC), Immunohistochemistry (Paraffin-embedded Sections), Immunohistochemistry (frozen sections), Western Blot

This product is for In Vitro experimental use only. Not for Therapeutic or Diagnostic use.		
Manufacturer BIOZOL Diagnostica Vertrieb GmbH Leipziger Straße 4 85386 Eching	Phone +49 (89) 3799 666 6 Fax +49 (89) 3799 666 99 E-mail info@biozol.de www.biozol.de	www.dianova.com Your Secondary Antibody Portal Powered by BIOZOL
	Management System ISO 9001:2015 www.tuv.com ID 900019771	

Dilution: ELISA 1:220.000, Immunohistochemistry (IHC) 1:1,000 - 1:5,000, Western Blot (WB) 1:2.000 - 1:10.000

Application Note:

This product is designed for immunofluorescence microscopy, fluorescence based plate assays (FLISA) and fluorescent western blotting. This product is also suitable for multiplex analysis, including multicolor imaging, utilizing various commercial platforms.

Background Information


F(ab')₂ Anti-Goat IgG Biotin Antibody was generated by enzymatic cleavage and subsequent separation from the Fc fragment. Because of their smaller size, F(ab)₂ fragments offer several advantages over intact antibodies for use in certain immunochemical techniques and experimental applications. F(ab)₂ fragments penetrate tissue samples and show better antigen recognition and signal generation in IHC. F(ab)₂ fragments lack the Fc region and therefore do not bind Fc receptors which effectively lowers background staining. F(ab')₂ Antibody is ideal for investigators who routinely perform flow cytometry, immunohistochemistry or IHC and other immunoassays.

Safety Information

This reagent contains sodium azide (a poisonous and hazardous substance) as preservative. Although this concentration is not regarded as dangerous to health, appropriate measures should be taken to avoid skin and eye contact, inhalation, and ingestion. Standard Laboratory Practices should be followed when handling this material.

Disclaimer

This product is warranted to perform in conformance with product specifications and to be free from defects in material and workmanship. Products are supplied for research use only. The warranty provided herein is valid only when used by properly trained individuals. Unless otherwise stated, this warranty is limited to one year from date of shipment when the product is subjected to normal, proper and intended usage. Buyer's exclusive remedy for non-conforming products during the warranty period is limited to replacement of or refund for the non-conforming product(s). There is no obligation to replace products as the result of accident or disaster or inappropriate use of the products in a manner for which they were not designed, or improper storage and handling of the products.

This product is for In Vitro experimental use only. Not for Therapeutic or Diagnostic use.		
<p>Manufacturer BIOZOL Diagnostica Vertrieb GmbH Leipziger Straße 4 85386 Eching</p>	<p>Phone +49 (89) 3799 666 6 Fax +49 (89) 3799 666 99 E-mail info@biozol.de www.biozol.de</p>	<p>www.dianova.com Your Secondary Antibody Portal Powered by BIOZOL</p>
		<p>Management System ISO 9001:2015 www.tuv.com ID 900019771</p> 