

## Goat Fab anti-Human IgG (H+L)-unconj., MinX none

### General Information

<b>Catalog Number:</b> SEC-183947	<b>Physical State:</b> Liquid (sterile filtered)
<b>Quantity:</b> 1 mg	<b>Reconstitution Volume:</b>
	<b>Reconstitution Buffer:</b>
	<b>Shipping Conditions:</b> Wet Ice
	<b>Product Expiration:</b> Expiration date is one (1) year from date of opening.

### Antibody Host / Format

<b>Host Species:</b> Goat	<b>Clonality / Isotype / Clone:</b> polyclonal Ig
<b>Antibody Format:</b> IgG Fab Fragment	<b>Concentration:</b> 1.0 mg/mL by UV absorbance at 280 nm
	<b>Conjugation:</b> unconjugated
	<b>Maximum Excitation / Emission:</b> /



### Specificity

<b>Target Species:</b> Human	<b>Immunogen:</b> Anti-Human IgG whole molecule was produced by repeated immunization with Human IgG whole molecule in goat.
<b>Antibody Specificity:</b> IgG (H+L)	This product was prepared from monospecific antiserum by immunoaffinity chromatography using Human IgG coupled to agarose beads followed by solid phase adsorption(s) to remove any unwanted reactivities, papain digestion and chromatographic separation. Assay by immunoelectrophoresis resulted in a single precipitin arc against anti-Goat Serum. No reaction was observed against anti-Papain or anti-Goat IgG F(c).
	<b>Minimal Cross Reactivity:</b> none

### Formulation, Transport and Storage

<b>Storage Buffer:</b> 0.02 M Potassium Phosphate, 0.15 M Sodium Chloride, pH 7.2	Store vial at 4° C prior to opening. This product is stable at 4° C as an undiluted liquid. Dilute only prior to immediate use.
<b>Stabilizer:</b> None	<b>Storage Temperature:</b> 4-8°C
<b>Preservatives:</b> 0.01% (w/v) Sodium Azide	

### Application Recommendation

This product is for In Vitro experimental use only. Not for Therapeutic or Diagnostic use.		
<b>Manufacturer</b> <b>BIOZOL</b> Diagnostica Vertrieb GmbH Leipziger Straße 4 85386 Eching	Phone +49 (89) 3799 666 6 Fax +49 (89) 3799 666 99 E-mail info@biozol.de www.biozol.de	<a href="http://www.dianova.com">www.dianova.com</a> Your Secondary Antibody Portal Powered by BIOZOL
		Management System ISO 9001:2015  www.tuv.com ID 9000019771

**Application:** ELISA, Immunohistochemistry (IHC), Immunohistochemistry (Paraffin-embedded Sections), Immunohistochemistry (frozen sections), Western Blot

**Dilution:** ELISA 1:40,000, Immunohistochemistry (IHC) 1:1,000 - 1:5,000, Western Blot (WB) 1:2.000 - 1:10.000

**Application Note:**

Fab Anti-Human IgG (H&L) secondary antibody is ideal for investigators who routinely perform ELISA, Sandwich ELISA, titration assays, western-blot, immunoprecipitation and more generally immunoassays. Suitable for highly specific immunological methods requiring extremely low background levels, absence of F(c) mediated binding, lot-to-lot consistency, high titer and specificity.

**Background Information**


Fab Anti-Human IgG (H&L) Antibody generated in goat detects immunoglobulin g from human, both heavy and light chains of the antibody molecule are present. Each IgG has two antigen binding sites. Representing approximately 75% of serum immunoglobulins in humans, IgG is the most abundant antibody isotype found in the circulation. IgG molecules are synthesized and secreted by plasma B cells. Secondary Antibodies are available in a variety of formats and conjugate types. When choosing a secondary antibody product, consideration must be given to species and immunoglobulin specificity, conjugate type, fragment and chain specificity, level of cross-reactivity, and host-species source and fragment composition.

**Safety Information**

This reagent contains sodium azide (a poisonous and hazardous substance) as preservative. Although this concentration is not regarded as dangerous to health, appropriate measures should be taken to avoid skin and eye contact, inhalation, and ingestion. Standard Laboratory Practices should be followed when handling this material.

**Disclaimer**

This product is warranted to perform in conformance with product specifications and to be free from defects in material and workmanship. Products are supplied for research use only. The warranty provided herein is valid only when used by properly trained individuals. Unless otherwise stated, this warranty is limited to one year from date of shipment when the product is subjected to normal, proper and intended usage. Buyer's exclusive remedy for non-conforming products during the warranty period is limited to replacement of or refund for the non-conforming product(s). There is no obligation to replace products as the result of accident or disaster or inappropriate use of the products in a manner for which they were not designed, or improper storage and handling of the products.

<b>This product is for In Vitro experimental use only. Not for Therapeutic or Diagnostic use.</b>			
<p><b>Manufacturer</b>  <b>BIOZOL</b>          Diagnostica Vertrieb GmbH          Leipziger Straße 4          85386 Eching</p>	<p>Phone +49 (89) 3799 666 6          Fax +49 (89) 3799 666 99          E-mail info@biozol.de          www.biozol.de</p>	<p><a href="http://www.dianova.com">www.dianova.com</a>          Your Secondary Antibody Portal          Powered by BIOZOL</p>	<p>Management System          ISO 9001:2015</p>  <p>www.tuv.com          ID 9000019771</p> 