



Instructions For Use AYH-2-IFU

Rev. Date: Dec. 21, 2017

Revision: 2

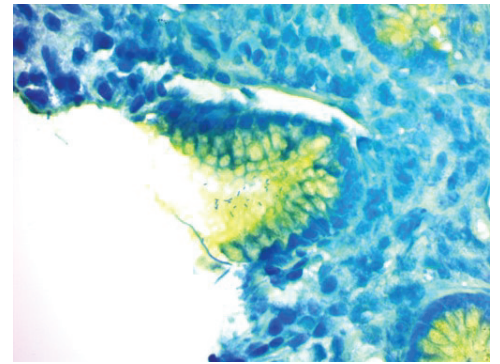
Page 1 of 2

P.O. Box 3286 - Logan, Utah 84323, U.S.A. - Tel. (800) 729-8350 – Tel. (435) 755-9848 - Fax (435) 755-0015 - www.scytek.com

H. Pylori Rapid Stain Kit

Description: The H. Pylori Rapid Stain Kit is designed for demonstrating Helicobacter Pylori infected tissue. Kit may be used on formalin fixed, paraffin-embedded tissue as well as frozen sections.

Helicobacter Pylori: Blue
Mucin: Yellow
Background: Light Blue




Uses/Limitations: For In-Vitro Diagnostic use only.
Histological applications.
Do not use past expiration date.
Use caution when handling these reagents.

Control Tissue: Helicobacter Pylori infected stomach.


Availability/Contents:

<u>Item #</u>	<u>Kit Contents</u>	<u>Volume</u>	<u>Storage</u>
PAQ030	Periodic Acid Solution	30 ml	2-8° Centigrade
SME030	Sodium Metabisulfite Solution	30 ml	Room Temperature
ANY030	Alcian Yellow Solution	30 ml	Room Temperature
TQF003	Toluidine Blue Solution	3 ml	Room Temperature
SHC003	Sodium Hydroxide Solution (3%)	3 ml	Room Temperature

Precautions: Avoid contact with skin and eyes.
May cause burns.
Harmful if swallowed.
Follow all Federal, State, and local regulations regarding disposal.
Use in chemical fume hood whenever possible.

Storage: 2° C  25° C

**Mixed Storage Conditions.
Separate Contents.**

 ScyTek Laboratories, Inc.
205 South 600 West
Logan, UT 84321
U.S.A.



 EmergoEurope (31)(0) 70 345-8570
Molsstraat 15
2513 BH Hague, The Netherlands

Procedure (Standard):

Prepare Toluidine Blue Working Solution (Immediately prior to use):

Distilled Water	50 ml
Toluidine Blue Solution	20 drops
Sodium Hydroxide Solution	3 drops


1. Deparaffinize sections if necessary and hydrate to distilled water.
2. Apply several drops of Periodic Acid Solution and incubate for 10 minutes.
3. Rinse thoroughly in distilled water.
4. Apply several drops of Sodium Metabisulfite Solution and incubate for 5 minutes.
5. Rinse thoroughly in distilled water.
6. Apply several drops of Alcian Yellow Solution and incubate for 5-10 minutes.
7. Rinse slide thoroughly in distilled water.
8. Incubate slide in freshly prepared Toluidine Blue Working Solution for 3-5 minutes (**Note: Do Not Reuse Toluidine Blue Working Solution**).
9. Rinse thoroughly in distilled water.
10. Dehydrate quickly in 2 changes of absolute alcohol.
11. Clear, and mount in synthetic resin.

References:

1. Leung, K., Gibbon, K.J. A Rapid Staining Method for Helicobacter Pylori in Gastric Biopsies, Journal of Histochemistry, Volume 19, Pages 131-132. 1996

Storage: 2° C  25° C

**Mixed Storage Conditions.
Separate Contents.**



ScyTek Laboratories, Inc.
205 South 600 West
Logan, UT 84321
U.S.A.



 EmergoEurope (31)(0) 70 345-8570
Molsstraat 15
2513 BH Hague, The Netherlands