



Instructions For Use PASF-1-IFU

Rev. Date: Nov. 8, 2017

Revision: 4

Page 1 of 2

P.O. Box 3286 - Logan, Utah 84323, U.S.A. - Tel. (800) 729-8350 – Tel. (435) 755-9848 - Fax (435) 755-0015 - www.scytek.com

Periodic Acid Schiff (PAS) for Fungus Stain Kit

Description:

The Periodic Acid Schiff (PAS) for Fungus Stain Kit is intended for use in histological demonstration of fungal organisms in tissue sections. The PAS reaction is also useful in the demonstration of lymphocytes and mucopolysaccharides. The staining patterns of the lymphocytes are helpful in making therapeutic decisions in established cases of lymphocytic leukemia.

Fungal Organisms: Magenta
PAS Positive Material: Magenta
Other Tissue Components: Green/Blue

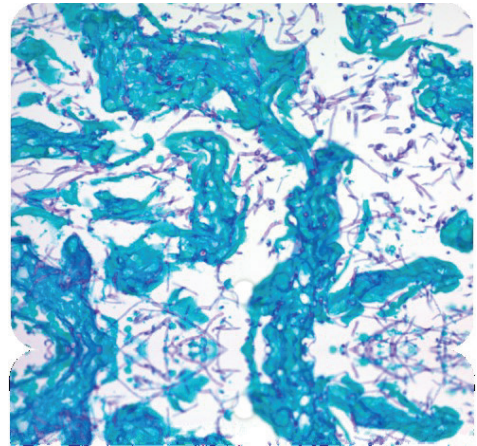
Uses/Limitations:

Not to be taken internally.
For In-Vitro Diagnostic use only.
Histological applications.
Do not use if reagents become cloudy.
Do not use past expiration date.
Use caution when handling reagents.
Non-Sterile.

Control Tissue:

Any fungal infected tissue.
Kidney.
Intestine.
Liver.

Ordering information regarding individual components on back page!



Kit Contents:


<u>Item #</u>	<u>Kit Contents</u>	<u>Volume</u>	<u>Storage</u>
PAQ250	Periodic Acid Solution	250 ml	2-8° C
SRF250	Schiff's Solution	250 ml	2-8° C
LGA125	Light Green Solution	125 ml	18-25° C

Precautions:

Avoid contact with skin and eyes.
Harmful if swallowed.
Follow all Federal, State, and local regulations regarding disposal.

Storage: 2° C  25° C
**Mixed Storage Conditions.
Separate Contents.**

Doc: IFU-TemplateMixedStoragerev2

 ScyTek Laboratories, Inc.
205 South 600 West
Logan, UT 84321
U.S.A.



Emergo Europe
Prinsessegracht 20
2514 AP The Hague, The Netherlands

Procedure:

1. Deparaffinize sections if necessary and hydrate to distilled water.
2. If sections are Zenker-fixed, remove mercuric chloride crystals using iodine and clear with sodium thiosulfate. Rinse in running tap water.
3. Immerse slide in Periodic Acid Solution for 5 minutes (10 minutes for Kidney, skin and diastase digested liver sections).
4. Rinse slide in 4 changes of distilled water.
5. Immerse slide in Schiff's Solution for 15 minutes (30 minutes for Kidney, skin and diastase digested liver sections).
6. Rinse slide in hot running tap water.
7. Rinse slide in distilled water.
8. Stain slide in Light Green Solution (LGA125) for 2 minutes.
9. Rinse slide using absolute alcohol.
10. Dehydrate in 2 changes of absolute alcohol, clear, and mount in synthetic resin.

Note: A crystal precipitate may be seen when staining with small volumes of Schiff's solution on horizontal slides. This precipitate can be removed by rinsing vigorously in warm tap water for 5 minutes or by reapplying Periodic Acid Solution to the tissue and agitating the slide for 30-60 seconds. These modifications should be performed before counterstaining.

References:

1. Sheenan, D.C., Hrapchak, B.B. Theory and Practice of Histotechnology, 2nd Edition. CV Mosby, Columbus, OH. Pages 164-167, 1980.
2. Culling CFA, Allison RT, Barr WT.: Cellular Pathology Technique, 4th Edition. Butterworths, Pages 216-220, 1985.
3. Murphy, J.K., O'Donohue, L. The diagnostic value and cost effectiveness of routine fungal stains in a dermatopathology service of a district general hospital. Journal of Clinical Pathology. 2004; 57: pages 139-140. Doi: 10.1136/jcp.2003.12104.
4. Barrak, O., Asarch, A., Horn, T. PAS is optimal for diagnosing onychomycosis. Journal of Cutaneous Pathology. October 2010. Volume 37, Issue 10, pages 1038-1040. Doi/10.1111/cup.2010.37.issue-10/issuetoc.


Bulk Reagent Ordering Information and Current Pricing at www.scytek.com

Description:	Catalog #	Volume
Periodic Acid Solution	PAQ250	250 ml
	PAQ500	500 ml
	PAQ999	1000 ml
Schiff's Solution	SRF250	250 ml
	SRF500	500 ml
	SRF999	1000 ml
Light Green Solution	LGA125	125 ml
	LGA500	500 ml
	LGA999	1000 ml

Storage: 2° C  25° C

**Mixed Storage Conditions.
Separate Contents.**

Doc: IFU-TemplateMixedStoragerev2



ScyTek Laboratories, Inc.
205 South 600 West
Logan, UT 84321
U.S.A.



EC REP

Emergo Europe
Prinsessegracht 20
2514 AP The Hague, The Netherlands