



Instructions For Use PSS-IFU

Rev. Date: Nov. 30, 2016

Revision: 3

Page 1 of 1

P.O. Box 3286 - Logan, Utah 84323, U.S.A. - Tel. (800) 729-8350 – Tel. (435) 755-9848 - Fax (435) 755-0015 - www.scytek.com

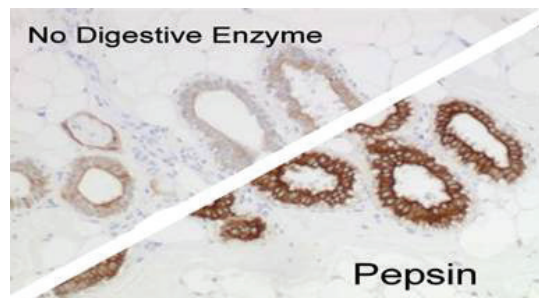
Pepsin, Stabilized Solution

Description: Pepsin is a commonly used digestive enzyme for improving the intensity of immunohistochemical procedures. This product is provided as a single component, ready-to-use solution.

Uses/Limitations: Not to be taken internally.
For In-Vitro Diagnostic use.
Histological applications.
Do not use if reagents become cloudy.
Do not use past expiration date.
Use caution when handling reagents.
Non-Sterile.

Control Tissue: Any FFPE tissue.

Ordering Information and Current Pricing at www.scytek.com



Availability:	Item #	Volume
	PSS060	60ml
	PSS125	125ml
	PSS500	500 ml
	PSS999	1000ml


Storage: Store at 2-8°C.

Precautions: Avoid contact with skin and eyes.
Harmful if swallowed.
Follow all Federal, State, and local regulations regarding disposal.


Procedure:

1. Rehydrate tissue slides.
2. Apply adequate Pepsin, Stabilized Solution to cover tissue section and incubate at 37°C for 10 minutes. Note: Do Not allow tissue to dry out during incubation procedure.
3. Rinse 2 times in buffer.
4. Proceed with immunostaining procedure.

Storage: 2° C  8° C

 ScyTek Laboratories, Inc.
205 South 600 West
Logan, UT 84321
U.S.A.

CE 


Emergo Europe
Molenstraat 15
2513 BH Hague, The Netherlands