



Instructions For Use TCK-1-IFU

Rev. Date: Mar. 22, 2016

Revision: 2

Page 1 of 2

P.O. Box 3286 - Logan, Utah 84323, U.S.A. - Tel. (800) 729-8350 – Tel. (435) 755-9848 - Fax (435) 755-0015 - www.scytek.com

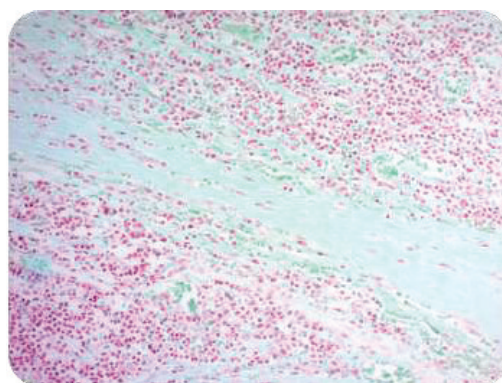
Twort's Counterstain Kit

Description: *The Twort's Counterstain Kit is designed for histological procedures to provide contrast for easier visualization of tissue sections.*

*Nuclei: Red
Cytoplasm: Light Green*

Uses/Limitations: *Not to be taken internally.
For In-Vitro Diagnostic use only.
Histological applications.
Do not use if reagents become cloudy.
Do not use past expiration date.
Use caution when handling reagents.
Non-Sterile.*

Control Tissue: *Any well-fixed tissue.
Cytology Smear.*



Ordering Information and Current Pricing at www.scytek.com

Availability/Contents:

<u>Item #</u>	<u>Kit Contents</u>	<u>Volume</u>	<u>Storage</u>
TCA125	Twort's Neutral Red (Part A)	125 ml	18-25°C
TCB030	Twort's Fast Green (Part B)	30 ml	18-25°C
AAF250	Acetic Alcohol Solution (2%)	250 ml	18-25°C

Precautions: *Avoid contact with skin and eyes.
Flammable.
Harmful if swallowed.
Follow all Federal, State, and local regulations regarding disposal.*

Prepare the Following Solution Immediately Before Use.

Working Twort's Counterstain Solution:
(Add components in the order listed)

30 ml	Distilled Water
9 ml	Twort's Neutral Red (Part A)
2 ml	Twort's Fast Green (Part B)

Storage: 18° C



25° C



ScyTek Laboratories, Inc.
205 South 600 West
Logan, UT 84321
U.S.A.



 EmergoEurope (31)(0) 70 345-8570
Molsstraat 15
2513 BH Hague, The Netherlands

Instructions For Use TCK-1-IFU

Rev. Date: Mar. 22, 2016

Revision: 2



Page 2 of 2

P.O. Box 3286 - Logan, Utah 84323, U.S.A. - Tel. (800) 729-8350 – Tel. (435) 755-9848 - Fax (435) 755-0015 - www.scytek.com**Procedure:**

1. *Deparaffinize sections if necessary and hydrate to distilled water.*
2. *Stain slide in Working Twort's Counterstain for 5-10 minutes. Use once and discard.*
3. *Rinse quickly in distilled water.*

Note: for greatest retention of stain, air dry, clear and mount at this point. Alcohol and decolorizer solutions can quickly remove stains.

4. *Dip once in absolute alcohol.*
5. *Decolorize quickly and carefully in Acetic Alcohol Solution.*
6. *Dip two times in absolute alcohol.*
7. *Clear, and mount in synthetic resin.*

Storage: 18° C  25° C ScyTek Laboratories, Inc.
205 South 600 West
Logan, UT 84321
U.S.A.  EmergoEurope (31)(0) 70 345-8570
Molsstraat 15
2513 BH Hague, The Netherlands