



# Instructions For Use TRM-1-IFU

Rev. Date: Sept. 23, 2016	Revision: 6	Page 1 of 3
---------------------------	-------------	-------------

P.O. Box 3286 - Logan, Utah 84323, U.S.A. - Tel. (800) 729-8350 – Tel. (435) 755-9848 - Fax (435) 755-0015 - [www.scytek.com](http://www.scytek.com)

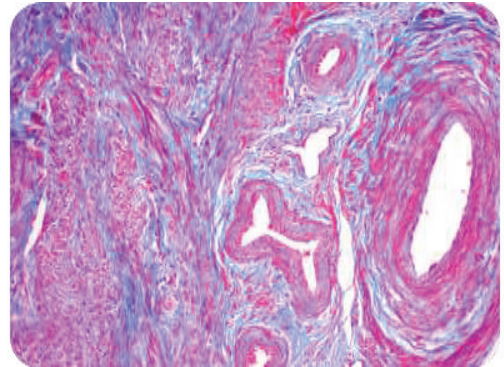
## Trichrome Stain Kit (Modified Masson's)

**Description:** The Trichrome Stain Kit (Modified Masson's) is intended for use in the histological visualization of collagenous connective tissue fibers in tissue sections. This kit may be used on formalin-fixed, paraffin-embedded sections.

<b><u>Tissue Component:</u></b>	<b><u>Staining Color/Pattern:</u></b>
Collagen:	Blue
Muscle Fibers:	Red
Nuclei:	Dark Red to Black/Blue

**Uses/Limitations:** Not to be taken internally.  
For In-Vitro Diagnostic use.  
Histological applications.  
Do not use if reagents become cloudy.  
Do not use past expiration date.  
Use caution when handling reagents.  
Non-Sterile.  
Tissueue

**Positive Control Tissue:** Lung  
Liver  
Colon  
Stomach



**Ordering information regarding individual components on back page!**

**Kit Contents:**

Item #	Components	Volume	Storage
BNF125	Bouin's Fluid	125 ml	18-25°C
HWI-A-125	Weigert's Iron, Hematoxylin (A)	125 ml	18-25°C
HWI-B-125	Weigert's Iron, Hematoxylin (B)	125 ml	18-25°C
BSU125	Biebrich Scarlet / Acid Fuchsin Solution	125ml	18-25°C
PPA125	Phosphomolybdic/Phosphotungstic Acid Solution	125 ml	18-25°C
ABP125	Aniline Blue Solution	125 ml	18-25°C
AAE125	Acetic Acid Solution (1%)	125 ml	18-25°C

**Precautions:** Avoid contact with skin and eyes.  
Harmful if swallowed.  
Follow all Federal, State, and local regulations regarding disposal.

Storage: 18° C 25° C

ScyTek Laboratories, Inc.  
205 South 600 West  
Logan, UT 84321  
U.S.A.

**CE** IVD


EC REP  
Emergo Europe  
Molenstraat 15  
2513 BH Hague, The Netherlands


## Procedure:

1. Deparaffinize sections if necessary and hydrate to distilled water.
2. Preheat Bouin's Fluid in a water bath to 56° - 64° centigrade in a fume hood or very well ventilated area.
3. Place slides in preheated Bouin's Fluid for 60 minutes followed by a 10 minute cooling period.
4. Rinse slide in tap water until section is completely clear.
5. Rinse once in distilled water.
6. Mix equal parts of Weigert's (A) and Weigert's (B) and stain slide with working Weigert's Iron Hematoxylin for 5-10 minutes. Monitor and add stain as necessary to ensure stain does not dry on slide.
7. Rinse slide in running tap water for 2 minutes.
8. Rinse slide in distilled water.
9. Apply Biebrich Scarlet / Acid Fuchsin Solution to slide for 5-15 minutes.
10. Rinse slide in distilled water.
11. Differentiate in Phosphomolybdic/Phosphotungstic Acid Solution for 10-15 minutes or until collagen is not red.
12. Without rinsing, apply Aniline Blue Solution to slide for 5-10 minutes.
13. Rinse slide in distilled water.
14. Apply Acetic Acid Solution (1%) to slide for 3-5 minutes.
15. Dehydrate very quickly in 2 changes of 95% Alcohol, followed by 2 changes of Absolute Alcohol.
16. Clear in Xylene or Xylene Substitute, and mount in synthetic resin.

## References:

1. Sheehan, DC., Hrapchak, BB. Theory and Practice of Histotechnology; 1980, page 190.
2. A.F.I.P. Laboratory Methods in Histotechnology; 1992, pages 132-133.
3. Bekeredjian R., Walton C.B., MacCannell K.A., Ecker J., Kruse F., et al. Conditional HIF-1 $\alpha$  Expression Produces a Reversible Cardiomyopathy. PLoS ONE 5(7): e11693. Doi:10.1371/journal.pone.0011693. (2010)
4. Zwaans BM, Krueger S, Bartolone SN, Chancellor MB, Marples B, Lamb LE. Modeling of chronic radiation-induced cystitis in mice. Advances in Radiation Oncology. 2016 Aug 1.

Storage: 18° C  25° C

 ScyTek Laboratories, Inc.  
205 South 600 West  
Logan, UT 84321  
U.S.A.



Emergo Europe  
Molenstraat 15  
2513 BH Hague, The Netherlands

## Instructions For Use TRM-1-IFU

Rev. Date: Sept. 23, 2016


**Revision: 6**


Page 3 of 3

P.O. Box 3286 - Logan, Utah 84323, U.S.A. - Tel. (800) 729-8350 – Tel. (435) 755-9848 - Fax (435) 755-0015 - [www.scytek.com](http://www.scytek.com)

**Bulk Reagent Ordering Information and Current Pricing at [www.scytek.com](http://www.scytek.com)**

Description:	Catalog #	Volume
Bouin's Fluid	BNF125	125 ml
	BNF500	500 ml
	BNF999	1000 ml
Hematoxylin, Weigert's Iron Kit (Two Components)	HWI-1	250 ml
	HWI-2	1000 ml
	HWI-3	2000 ml
Biebrich Scarlet / Acid Fuchsin Solution	BSU125	125 ml
	BSU500	500 ml
	BSU999	1000 ml
Phosphomolybdic/Phosphotungstic Acid Solution	PPA125	125 ml
	PPA500	500 ml
	PPA999	1000 ml
Aniline Blue Solution	ABP125	125 ml
	ABP500	500 ml
	ABP999	1000 ml
Acetic Acid Solution (1%)	AAE125	125ml
	AAE500	500 ml
	AAE999	1000 ml

Storage: 18° C  25° C

 ScyTek Laboratories, Inc.  
205 South 600 West  
Logan, UT 84321  
U.S.A.



Emergo Europe  
Molenstraat 15  
2513 BH Hague, The Netherlands