



<b>Instructions For Use</b> <b>TRM-2-IFU</b>		
Rev. Date: Oct. 12, 2016	Revision: 4	Page 1 of 3

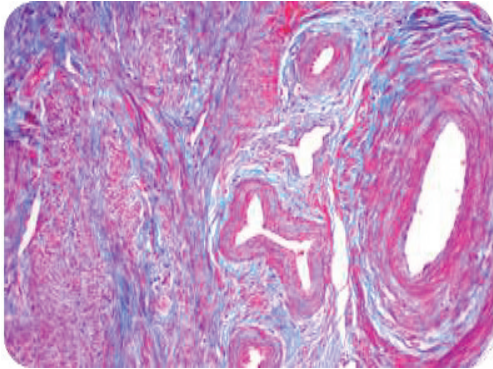
P.O. Box 3286 - Logan, Utah 84323, U.S.A. - Tel. (800) 729-8350 – Tel. (435) 755-9848 - Fax (435) 755-0015 - [www.scytek.com](http://www.scytek.com)

# Trichrome Stain Kit (Modified Masson's)

**Description:** The Trichrome Stain Kit (Modified Masson's) is intended for use in the histological visualization of collagenous connective tissue fibers in tissue sections. This kit may be used on formalin-fixed, paraffin-embedded sections.

<b><u>Tissue Component:</u></b> Collagen: Muscle Fibers: Nuclei:	<b><u>Staining Color/Pattern:</u></b> Blue Red Dark Red to Black/Blue
---	--

**Uses/Limitations:** Not to be taken internally.  
For In-Vitro Diagnostic use only.  
Histological applications.  
Do not use if reagents become cloudy.  
Do not use past expiration date.  
Use caution when handling reagents.  
Non-Sterile.  
May not suitable for frozen sections.



**Positive Control Tissue:** Lung  
Liver  
Colon  
Stomach

**Ordering information regarding individual components on back page!**

**Kit Contents:**

<u>Item #</u>	<u>Components</u>	<u>Volume</u>	<u>Storage</u>
BNF030	Bouin's Fluid	30 ml	18-25°C
HWI-A-030	Weigert's Iron, Hematoxylin (A)	30 ml	18-25°C
HWI-B-030	Weigert's Iron, Hematoxylin (B)	30 ml	18-25°C
BSU030	Biebrich Scarlet / Acid Fuchsin Solution	30ml	18-25°C
PPA030	Phosphomolybdic/Phosphotungstic Acid Solution	30 ml	18-25°C
ABP030	Aniline Blue Solution	30 ml	18-25°C
AAE030	Acetic Acid Solution (1%)	30 ml	18-25°C

**Precautions:** Avoid contact with skin and eyes.  
Harmful if swallowed.  
Follow all Federal, State, and local regulations regarding disposal.

Storage: 18° C 25° C

ScyTek Laboratories, Inc.  
205 South 600 West  
Logan, UT 84321  
U.S.A.



EmergoEurope (31)(0) 70 345-8570  
Molsnstraat 15  
2513 BH Hague, The Netherlands

**Procedure:**

1. Deparaffinize sections if necessary and hydrate to distilled water.
2. Preheat Bouin's Fluid in a water bath to 56° - 64° centigrade in a fume hood or very well ventilated area.
3. Apply 5-10 drops of preheated Bouin's Fluid to tissue section for 60 minutes.
4. Rinse slide in tap water until section is completely clear.
5. Rinse once in distilled water.
6. Mix equal parts of Weigert's (A) and Weigert's (B) and stain tissue section with working Weigert's Iron Hematoxylin for 5-10 minutes. Monitor and add stain as necessary to ensure stain does not dry on slide.
7. Rinse slide in running tap water for 2 minutes.
8. Rinse slide in distilled water.
9. Apply 5-10 drops of Biebrich Scarlet / Acid Fuchsin Solution to tissue section for 5-15 minutes.
10. Rinse slide in distilled water.
11. Differentiate stained tissue section in 5-10 drops of Phosphomolybdic/Phosphotungstic Acid Solution for 10-15 minutes or until collagen is not red.
12. Without rinsing, apply 5-10 drops of Aniline Blue Solution to tissue section for 5-10 minutes.
13. Rinse slide in distilled water.
14. Apply 5-10 drops of Acetic Acid Solution (1%) to tissue section for 3-5 minutes.
15. Dehydrate very quickly in 2 changes of 95% Alcohol, followed by 2 changes of Absolute Alcohol.
16. Clear in Xylene or Xylene Substitute, and mount in synthetic resin.

**References:**

1. Sheehan, DC., Hrapchak, BB. Theory and Practice of Histotechnology; 1980, page 190.
2. A.F.I.P. Laboratory Methods in Histotechnology; 1992, pages 132-133.
3. Bekeredjian R., Walton C.B., MacCannell K.A., Ecker J., Kruse F., et al. Conditional HIF-1 $\alpha$  Expression Produces a Reversible Cardiomyopathy. PLoS ONE 5(7): e11693. Doi:10.1371/journal.pone.0011693. (2010)

Storage: 18° C



25° C

ScyTek Laboratories, Inc.  
205 South 600 West  
Logan, UT 84321  
U.S.A.EC REP EmergoEurope (31)(0) 70 345-8570  
Molsstraat 15  
2513 BH Hague, The Netherlands

## Instructions For Use TRM-2-IFU

Rev. Date: Oct. 12, 2016


**Revision: 4**


Page 3 of 3

P.O. Box 3286 - Logan, Utah 84323, U.S.A. - Tel. (800) 729-8350 – Tel. (435) 755-9848 - Fax (435) 755-0015 - [www.scytek.com](http://www.scytek.com)

**Bulk Reagent Ordering Information and Current Pricing at [www.scytek.com](http://www.scytek.com)**

Description:	Catalog #	Volume
Bouin's Fluid	BNF125	125 ml
	BNF500	500 ml
	BNF999	1000 ml
Hematoxylin, Weigert's Iron Kit (Two Components)	HWI-1	250 ml
	HWI-2	1000 ml
	HWI-3	2000 ml
Biebrich Scarlet / Acid Fuchsin Solution	BSU125	125 ml
	BSU500	500 ml
	BSU999	1000 ml
Phosphomolybdic/Phosphotungstic Acid Solution	PPA125	125 ml
	PPA500	500 ml
	PPA999	1000 ml
Aniline Blue Solution	ABP125	125 ml
	ABP500	500 ml
	ABP999	1000 ml
Acetic Acid Solution (1%)	AAE125	125ml
	AAE500	500 ml
	AAE999	1000 ml

Storage: 18° C  25° C

 ScyTek Laboratories, Inc.  
205 South 600 West  
Logan, UT 84321  
U.S.A.



 EmergoEurope (31)(0) 70 345-8570  
Molsnstraat 15  
2513 BH Hague, The Netherlands